

# FINANCIAL FACT BOOK 2008



(証券コード：9763)

Marubeni Construction Material Lease Co.,Ltd.

# FINANCIAL FACT BOOK 2008

## 目 次

## CONTENTS

主要財務指標（連結）	1	Summary of financial data(consolidated)
経営指標（連結）＜収益性＞	3	Management indicator<Profitability>
経営指標（連結）＜安全性＞	4	Management indicator<Safety>
経営指標（連結）＜投資指標＞	6	Management indicator<Per share data>
連結損益計算書	7	Consolidated statements of income
連結貸借対照表	8	Consolidated balance sheet
連結キャッシュ・フロー計算書	1 0	Consolidated statements of cash flows
セグメント情報	1 1	Consolidated sales by segment
単体損益計算書	1 2	Non-consolidated statements of income
単体貸借対照表	1 3	Non-consolidated balance sheet
会社概要	1 5	Corporate data

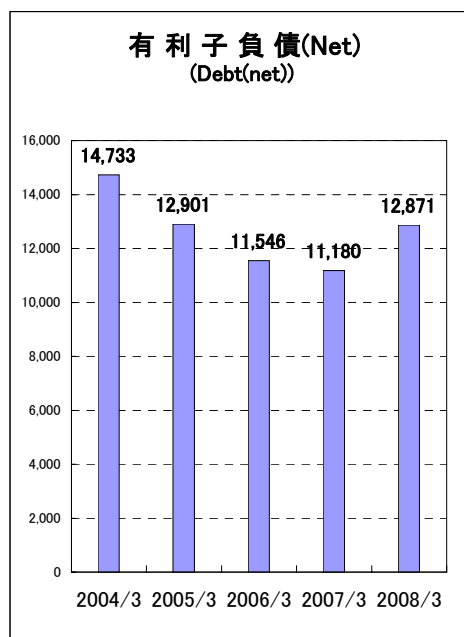
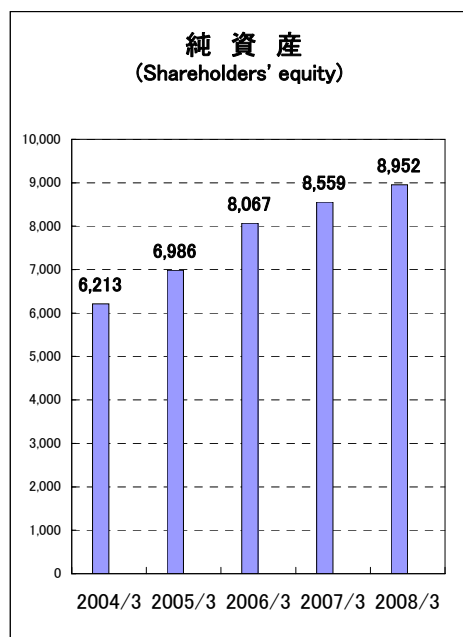
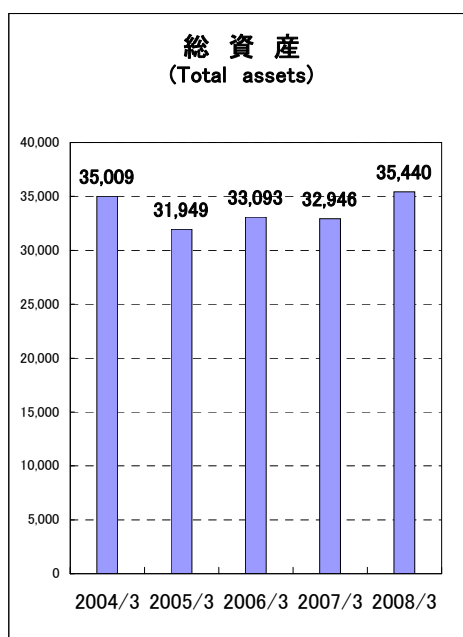
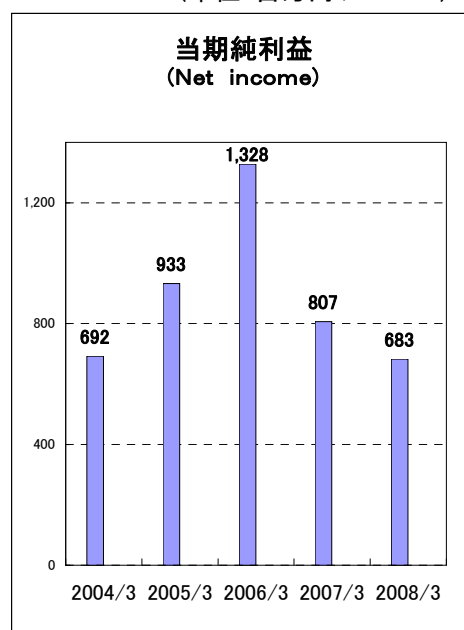
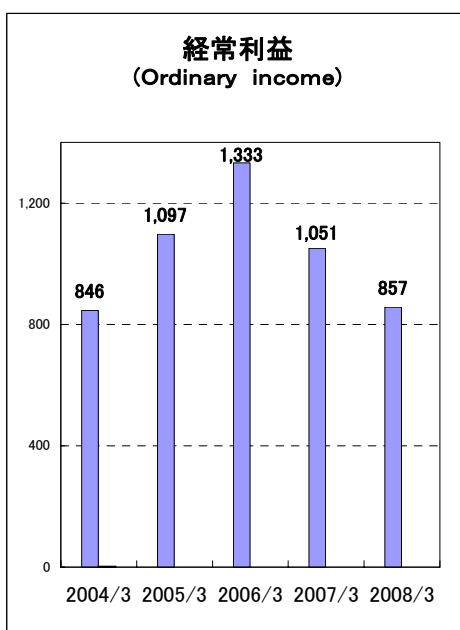
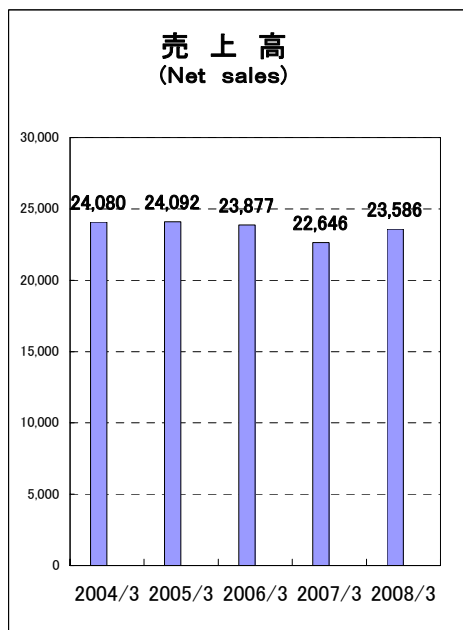
◇主要財務指標(連結) Summary of financial data (consolidated) ①

(百万円/¥millions)

		2004/3	2005/3	2006/3	2007/3	2008/3
売上高	Net sales	24,080	24,092	23,877	22,646	23,586
売上総利益	Gross profit	3,739	3,873	3,737	3,505	3,382
営業利益	Operating income	1,024	1,112	1,232	959	868
経常利益	Ordinary income	846	1,097	1,333	1,051	857
当期純利益	Net income	692	933	1,328	807	683
総資産	Total assets	35,009	31,949	33,093	32,946	35,440
純資産	Shareholders' equity	6,213	6,986	8,067	8,559	8,952
有利子負債 (Net)	Debt (Net)	14,733	12,901	11,546	11,180	12,871
一株当たり純資産 (円) Shareholders' equity per share (¥)		184.79	207.55	241.44	256.23	268.04
一株当たり当期純利益 (円) Net income per share (¥)		20.40	27.50	39.73	24.18	20.45
営業活動によるキャッシュ・フロー Net cash provided by operating activities		1,674	1,469	1,663	754	△980
投資活動によるキャッシュ・フロー Net cash used in investing activities		△1	214	△49	△120	△509
財務活動によるキャッシュ・フロー Net cash provided by financing activities		△2,481	△2,373	△1,467	△1,073	1,605
従業員数 (人)	Number of employees	285	237	246	256	256
連結子会社数	Consolidated subsidiaries	6	6	4	4	5
持分法適用関連会社数	Affiliated companies	4	4	4	4	5

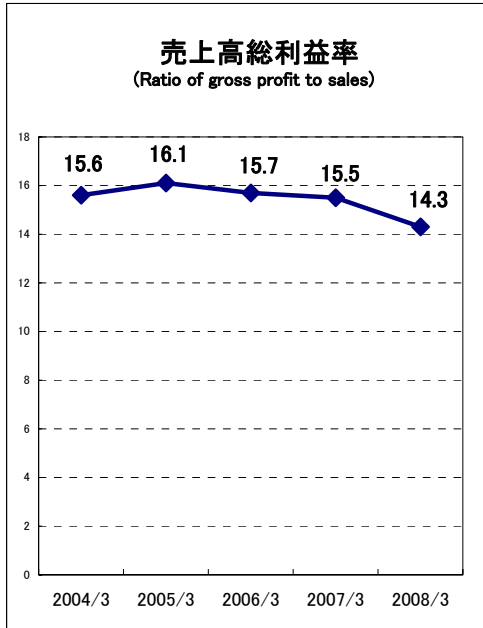
◇ **主要財務指標（連結）** Summary of financial data (consolidated) ②

(単位: 百万円 / ¥million)



< 収益性 Profitability >

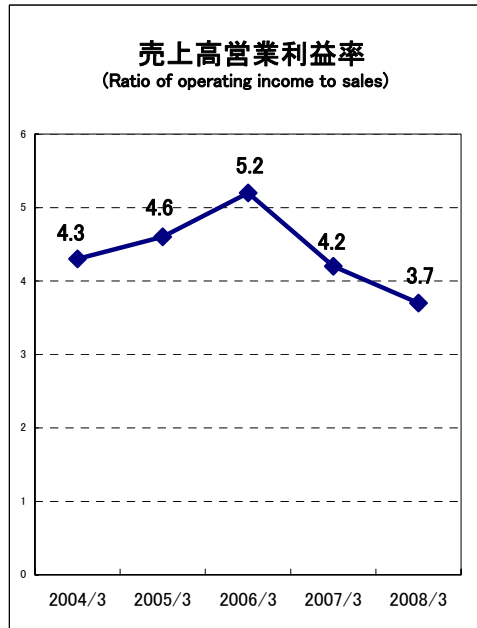
(単位:%)



売上高総利益率=売上総利益/売上高

Ratio of gross profit to sales=Gross profit/Net sales

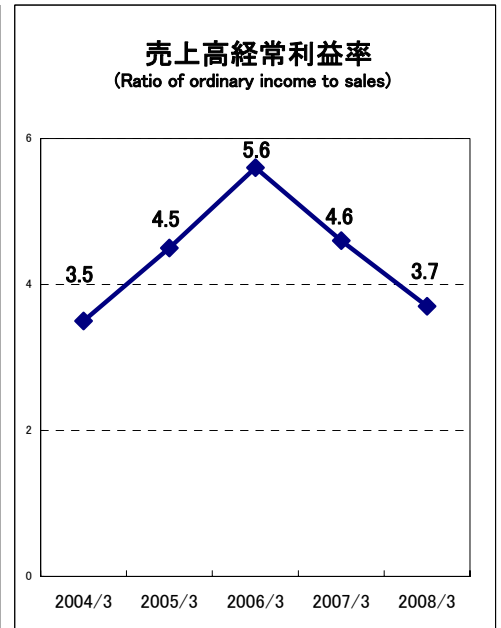
(単位:%)



売上高営業利益率=営業利益/売上高

Ratio of operating income to sales=  
Operating income/Net sales

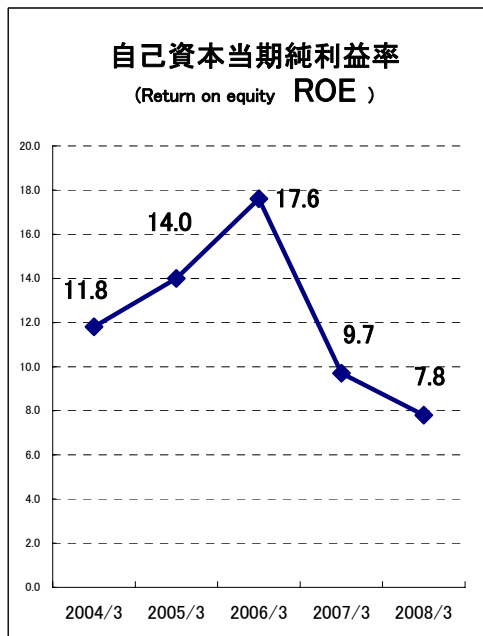
(単位:%)



売上高経常利益率=経常利益/売上高

Ratio of ordinary income to sales=  
Ordinary income/Net sales

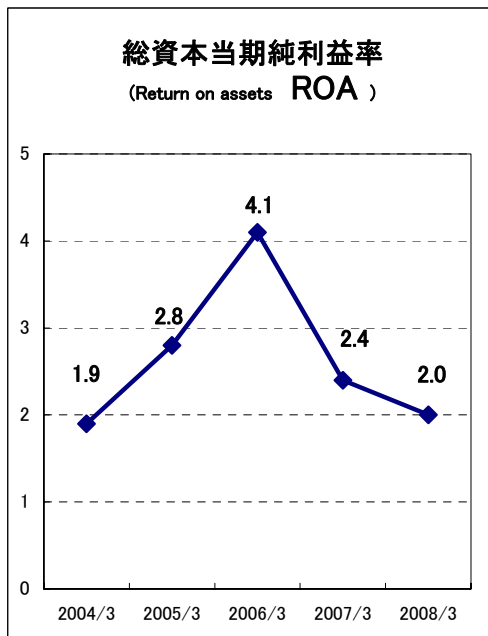
(単位:%)



自己資本当期純利益率=当期純利益/自己資本(期首・期末平均)

ROE=Net income/Shareholders' equity(year average)

(単位:%)



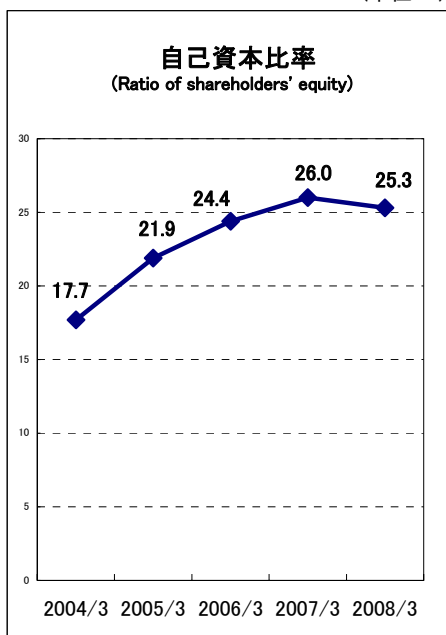
総資本当期純利益率=当期純利益/総資本(期首・期末平均)

ROA=Net income/Total assets(year average)

# ◇ 経営指標 (連結) Management indicators ②

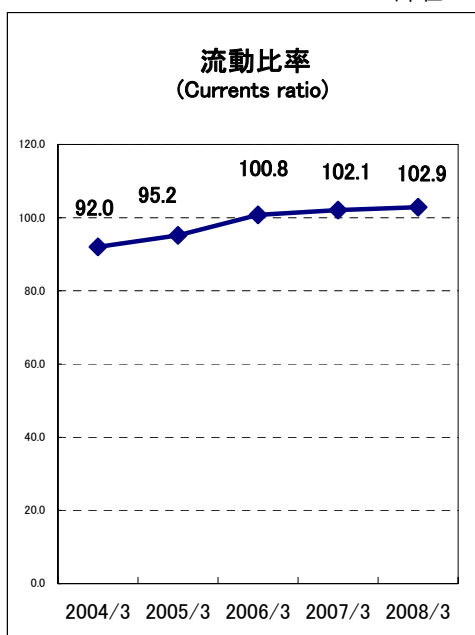
## < 安全性 Safety > その ①

(単位:%)



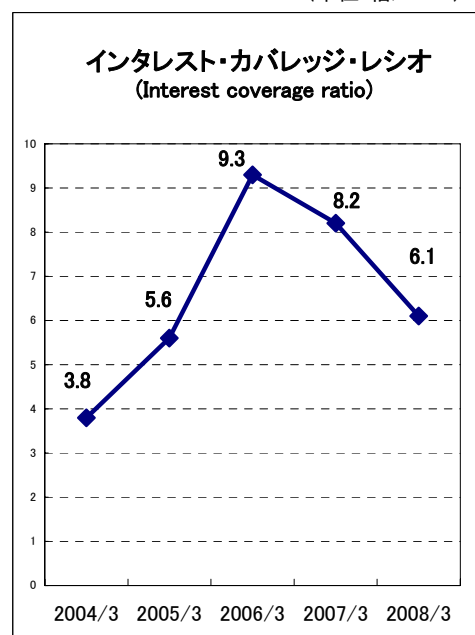
自己資本比率=自己資本/総資産  
Ratio of shareholders' equity=Shareholders' equity/Total assets

(単位:%)



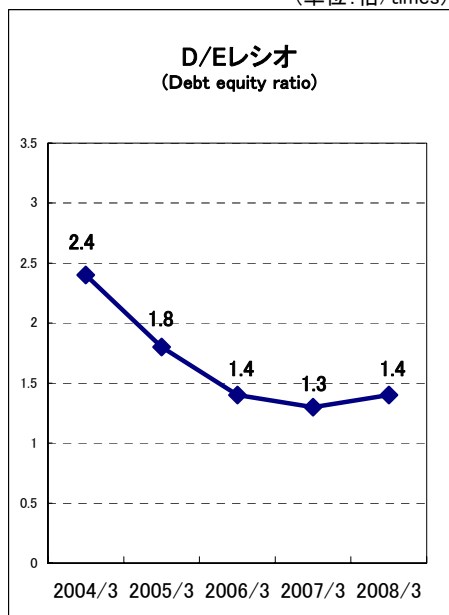
流動比率=流動資産/流動負債  
Currents ratio=current assets/currents liabilities

(単位:倍/times)



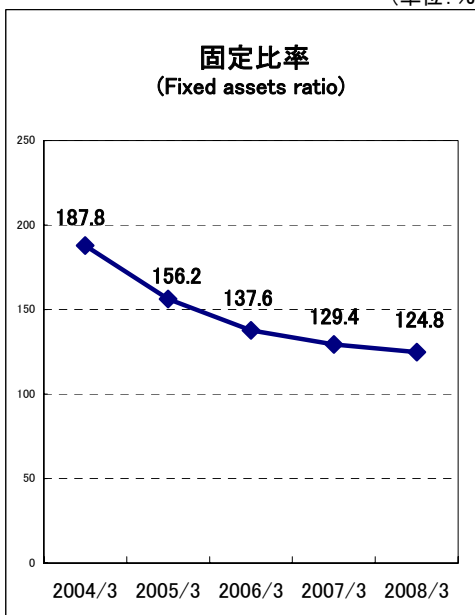
インタレスト・カバレッジ・レシオ=(営業利益+受取利息+配当金)/支払利息  
Interest coverage ratio=(Operating income+Interest and dividend income)/Interest expenses

(単位:倍/times)



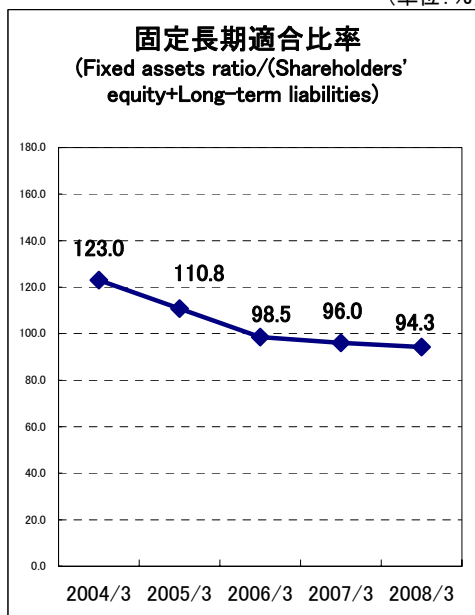
D/Eレシオ=有利子負債(net)/自己資本  
Debt equity ratio=Debt(net)/Shareholders' equity

(単位:%)



固定比率=固定資産/自己資本  
Fix assets ratio=Fix assets/Shareholders' equity

(単位:%)

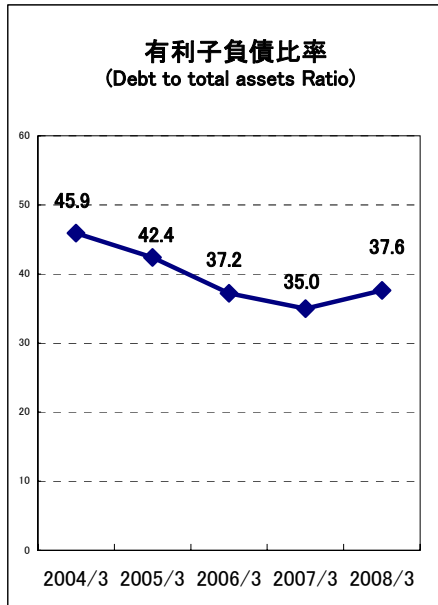


固定長期適合比率=固定資産/(自己資本+固定負債)  
Fix assets ratio=Fix assets/(Shareholders' equity+Long term liabilities)

◇経営指標（連結） Management indicators ③

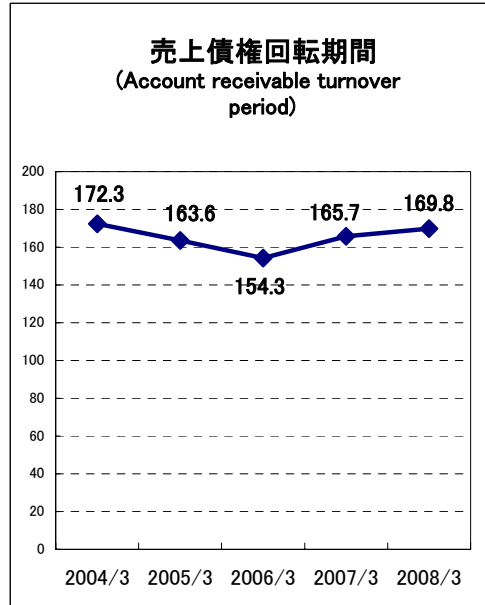
< 安全性 Safety > その ②

(単位: %)



有利子負債比率=有利子負債／総資本  
Debt to total assets ratio=Debt／Total assets

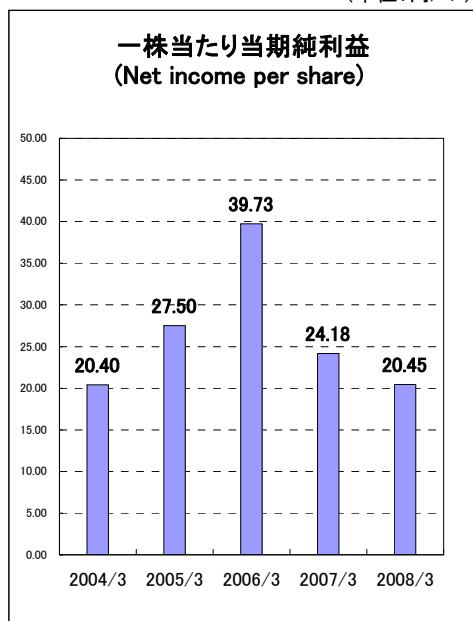
(単位: 日/days)



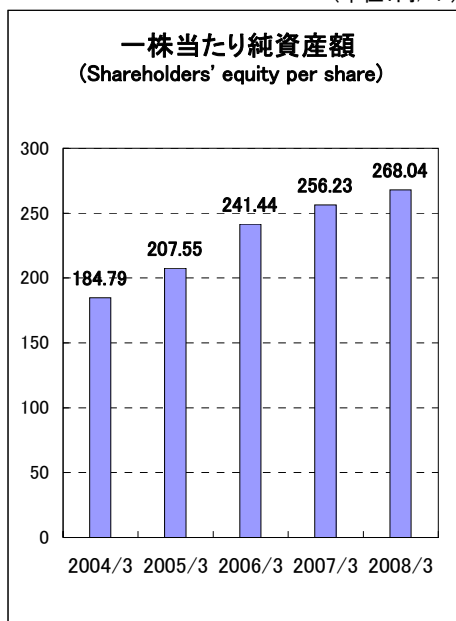
売上債権回転期間=売上債権(期首・期末平均)／一日当たり売上高  
Accounts receivable turnover period=  
Notes and accounts receivable(year average)／Net sales per days

< 投資指標 Per share data >

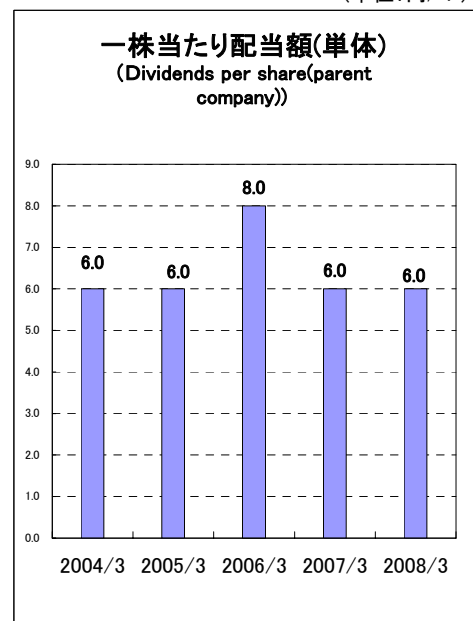
(単位:円/¥)



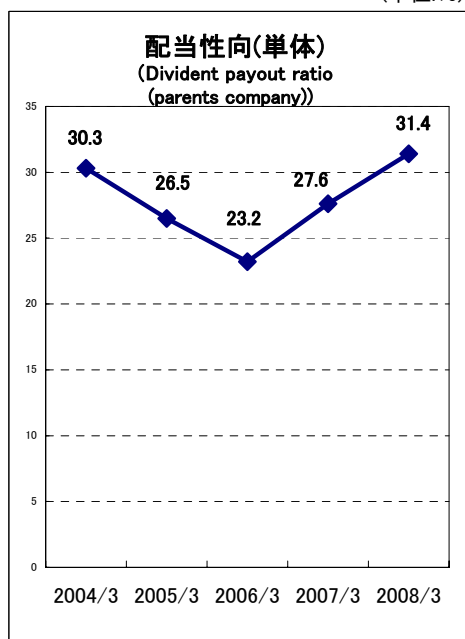
(単位:円/¥)



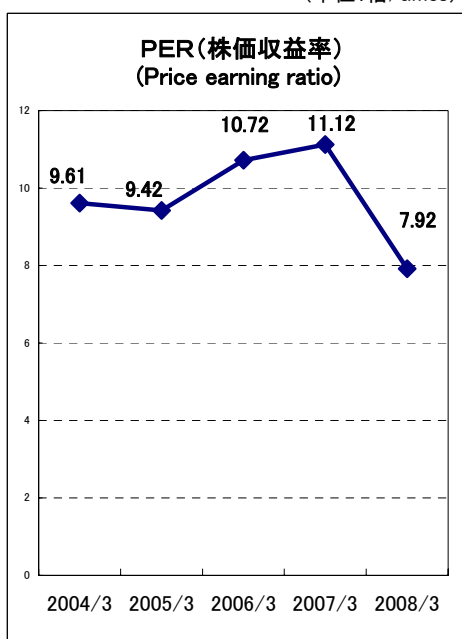
(単位:円/¥)



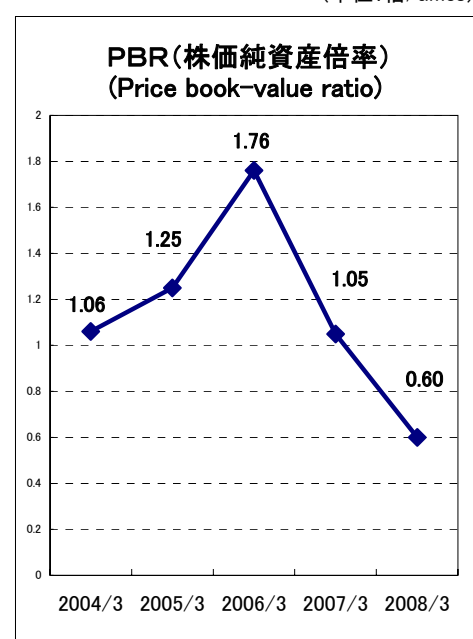
(単位:%)



(単位:倍/times)



(単位:倍/times)



配当性向=一株当たり配当額/一株当たり当期純利益(単体)  
Dividends payout ratio(parents company)=  
Dividends per share/Net income per share

株価収益率=期末株価/一株当たり当期純利益  
PER=Fiscal year-end stock price/Net income per share

株価純資産倍率=期末株価/一株当たり純資産  
PBR=Stock price/Shareholders' equity per share



# ◇連結損益計算書(Consolidated statements of income)

(単位：百万円/¥million)

	2004/3	2005/3	2006/3	2007/3	2008/3
I 売上高 (Net sales)	24,080	24,092	23,877	22,946	23,586
II 売上原価 (Cost of sales)	20,340	20,219	20,139	19,140	20,204
売上総利益 (Gross profit)	3,739	3,873	3,737	3,505	3,382
III 販売費及び一般管理費 (Selling, general and administrative expenses)	2,715	2,760	2,504	2,546	2,513
営業利益 (Operating income)	1,024	1,112	1,232	959	868
IV 営業外収益 (Other income)	142	244	261	233	162
1. 受取利息及び受取配当金 (Interest income and dividend income)	(9)	(10)	(9)	(10)	(12)
2. 持分法による投資利益 (Gain on equity method investment)	(77)	(178)	(203)	(180)	(102)
3. その他 (Others)	(55)	(55)	(48)	(42)	(48)
V 営業外費用 (Other expenses)	320	259	160	141	173
1. 支払利息 (Interests expenses)	(273)	(201)	(133)	(117)	(143)
2. その他 (Others)	(47)	(57)	(26)	(23)	(29)
経常利益 (Ordinary income)	846	1,097	1,333	1,051	857
VI 特別利益 (Special gain)	162	198	29	10	147
1. 固定資産売却益 (Gain on sale of property and equipment)	(3)	(3)	(5)	(-)	(32)
2. 投資有価証券売却益 (Gain on sales of investment securities)	(13)	(45)	(-)	(-)	(6)
3. 貸倒引当金戻入益 (Reversal of allowance for doubtful receivables)	(145)	(58)	(18)	(10)	(102)
4. その他 (Others)	(-)	(90)	(6)	(-)	(6)
VII 特別損失 (Special loss)	257	345	135	33	131
1. 投資有価証券評価損 (Appraisal loss of investment securities)	(3)	(-)	(5)	(31)	(109)
2. 貸倒引当金繰入額 (Transfer to allowance for doubtful receivables)	(-)	(60)	(-)	(-)	(-)
3. 建設機材評価損 (Appraisal loss of construction material)	(132)	(-)	(-)	(-)	(-)
4. 固定資産除却損 (Loss on disposal of property, plant and equipment)	(15)	(169)	(43)	(2)	(13)
5. 減損損失 (Impairment loss)	(-)	(-)	(64)	(-)	(-)
6. ゴルフ会員権評価損 (Appraisal loss on of golf membership)	(10)	(21)	(-)	(-)	(3)
7. その他 (Others)	(95)	(93)	(21)	(-)	(5)
税金等調整前当期純利益 (Income before income taxes and minority interests)	751	950	1,228	1,028	873
法人税、住民税及び事業税 (Income tax residential tax and business tax)	32	51	43	322	75
法人税等調整額 (Income tax deferred)	△ 0	△ 62	△ 142	△ 101	114
少数株主利益 (Minority interests in net income)	26	26	-	-	-
当期純利益 (Net income)	692	933	1,328	807	683

# ◇連結貸借対照表(Consolidated balance sheet) ①

(単位：百万円/¥million)

	2004/3	2005/3	2006/3	2007/3	2008/3
<資産の部> (Assets)					
I 流動資産 (Current assets)	23,330	21,037	21,990	21,872	24,269
1. 現金及び預金 (Cash and cash equivalents)	1,329	639	779	339	454
2. 受取手形及び売掛金 (Notes and accounts receivable)	11,569	10,028	10,163	10,400	11,539
3. 建設機材 (Construction material)	9,937	9,547	9,882	9,986	11,058
4. たな卸資産 (Inventories)	251	171	145	243	176
5. 未成工事支出金 (Construction in progress)	488	740	905	862	955
6. 繰延税金資産 (Deferred tax assets)	-	100	285	200	153
7. その他 (Others)	113	101	110	98	114
貸倒引当金 (Allowance for doubtful receivables)	△ 358	△ 293	△ 283	△ 258	△ 182
II 固定資産 (Fixed assets)	11,672	10,909	11,103	11,074	11,171
1. 有形固定資産 (Property, plant, and equipment)	10,303	9,625	9,376	9,324	9,322
(1) 建物及び構築物 (Buildings and structures)	(1,264)	(894)	(752)	(695)	(688)
(2) 機械装置及び運搬具 (Machinery, equipment and transportation)	(538)	(393)	(364)	(364)	(341)
(3) 土地 (Land)	(8,458)	(8,299)	(8,224)	(8,224)	(8,224)
(4) その他 (Others)	(42)	(37)	(35)	(40)	(68)
2. 無形固定資産 (Intangible fixed assets)	79	82	47	36	57
3. 投資その他の資産 (Investments and other assets)	1,288	1,200	1,678	1,712	1,791
(1) 投資有価証券 (Investments securities)	(733)	(909)	(1,402)	(1,434)	(1,502)
(2) 長期貸付金 (Long-term loans receivables)	(33)	(20)	(31)	(26)	(26)
(3) 長期前払費用 (Long-term prepaid expenses)	(14)	(10)	(7)	(4)	(1)
(4) 繰延税金資産 (Deferred tax assets)	-	-	-	(31)	(57)
(5) その他 (Others)	(1,889)	(1,587)	(1,430)	(1,417)	(374)
貸倒引当金 (Allowance for doubtful receivables)	(△1,382)	(△1,327)	(△1,192)	(△1,201)	(△170)
III 繰延資産 (Deferred assets)	6	3	-	-	-
資産合計 (Total assets)	35,009	31,949	33,093	32,946	35,440

# ◇連結貸借対照表(Consolidated balance sheet) ②

(単位：百万円/¥million)

	2004/3	2005/3	2006/3	2007/3	2008/3
< 負債の部 > (Liabilities)					
I 流動負債 (Current liabilities)	25,366	22,104	21,820	21,413	23,592
1. 支払手形及び買掛金 (Notes and accounts payable)	9,085	7,876	8,606	8,931	9,567
2. 短期借入金 (Short-term loans)	13,650	11,500	10,200	9,600	10,500
3. 一年以内返済に返済予定の長期借入金 (Current portion of long-term debt)	654	726	776	544	970
4. 一年以内に償還予定の社債 (Current maturity of bonds)	-	-	-	-	500
5. 未払法人税等 (Income taxes payable)	26	44	34	325	45
6. 未払費用 (Accrued expenses)	1,206	1,109	1,260	1,092	1,044
7. 未成工事受入金 (Advance payment received on construction progress)	339	468	528	577	671
8. 賞与引当金 (Reserve for bonuses)	7	12	9	6	7
9. その他 (Others)	396	367	404	336	285
II 固定負債 (Long-term liabilities)	3,274	2,859	3,206	2,973	2,895
1. 社債 (Bonds)	500	500	500	500	-
2. 長期借入金 (Long-term debt)	1,258	814	850	876	1,356
3. 繰延税金負債 (Deferred tax liabilities)	68	108	218	-	-
4. 再評価に係る繰延税金負債 (Deferred tax liabilities on land revaluation)	999	1,036	1,248	1,248	1,248
5. 退職給付引当金 (Accrued retirement benefits)	339	323	322	296	257
6. 役員退職慰労引当金 (Reserve for retirement benefit for executives)	63	46	61	6	-
7. その他 (Others)	45	30	6	47	33
負債合計 (Total Liabilities)	28,640	24,963	25,026	24,387	26,488
< 少数株主持分 > (Minority interests)	154	-	-	-	-
< 資本の部 > (Shareholders' equity)					
I 資本金 (Common stock)	2,651	2,651	2,651	-	-
II 資本剰余金 (Additional paid-in capital)	919	923	923	-	-
III 利益剰余金 (Retained earnings)	1,293	1,963	3,020	-	-
IV 土地再評価差額金 (Net unrealized gain on land)	1,455	1,510	1,401	-	-
V その他有価証券評価差額金 (Net unrealized gain on available-for-sale securities)	66	118	286	-	-
VI 為替換算調整勘定 (Foreign currency translation adjustments)	△ 109	△ 112	△ 95	-	-
VII 自己株式 (Treasury stock)	△ 63	△ 68	△ 120	-	-
資本合計 (Total shareholders' equity)	6,213	6,986	8,067	-	-
負債、少数株主持分及び資本合計 (Total liabilities, minority interests and shareholders' equity)	35,009	31,949	33,093	-	-
< 純資産の部 > (Net assets)					
株主資本 (Shareholders' equity)	-	-	-	7,012	7,493
I 資本金 (Common stock)	-	-	-	2,651	2,651
II 資本剰余金 (Additional paid-in capital)	-	-	-	924	924
III 利益剰余金 (Retained earnings)	-	-	-	3,560	4,043
IV 自己株式 (Treasury stock)	-	-	-	△ 123	△ 125
評価・換算差額等 (Valuation and translation adjustments)	-	-	-	1,546	1,458
I その他有価証券評価差額金 (Net unrealized gain on available-for-sale securities)	-	-	-	180	70
II 繰延ヘッジ損益 (Deferred hedge profits and losses)	-	-	-	0	-
III 土地再評価差額金 (Net unrealized gain on land)	-	-	-	1,401	1,401
IV 為替換算調整勘定 (Foreign currency translation adjustments)	-	-	-	△ 36	△ 13
純資産合計 (Total Net assets)	-	-	-	8,559	8,952
負債、少数株主持分及び純資産合計 (Total liabilities, minority interests and net assets)	-	-	-	32,946	35,440

◇連結キャッシュ・フロー計算書 (Consolidated statements of Cash flows)

(単位：百万円/¥million)

	2004/3	2005/3	2006/3	2007/3	2008/3
<b>I 営業活動によるキャッシュ・フロー</b> (Operating activities)					
1. 税金等調整前当期純利益 (Income(loss) before income taxes and minority interests)	751	950	1,228	1,028	873
2. 減価償却費 (Depreciation and amortization)	214	194	149	140	165
3. 減損損失 (Impairment loss)	-	-	64	-	-
4. 退職給付引当金の増・減(△)額 (Increase(decrease)in accrued retirement benefits)	△ 2	0	△ 1	△ 26	△ 38
5. 貸倒引当金の増・減(△)額 (Increase(decrease)in allowance for doubtful receivables)	△ 125	△ 120	△ 32	△ 15	△ 1,106
6. 受取利息及び受取配当金 (Interest and dividend income)	△ 9	△ 10	△ 9	△ 10	△ 12
7. 支払利息 (Interests expense)	273	201	133	117	143
8. 持分法による投資利益 (Equity in earnings of affiliates)	△ 77	△ 178	△ 203	△ 180	△ 102
9. 固定資産売却損・益(△) (Loss(gain)on sale of property, plant and equipment)	△ 0	161	35	2	△ 29
10. 投資有価証券評価損 (Appraisal loss of investment securities)	3	-	5	31	109
11. 売上債権の増(△)・減額 (Decrease(increase)in notes and accounts receivable)	△ 399	916	△ 174	△ 236	△ 1,139
12. たな卸資産の増(△)・減額 (Decrease(increase)in inventories)	896	142	△ 486	△ 158	△ 1,097
13. 仕入債務の増・減(△)額 (Decrease(increase)in notes and accounts payable)	218	△ 674	758	324	636
14. その他 (Others)	207	101	332	△ 161	1,008
小計 (Sub total)	1,950	1,684	1,800	854	△ 587
15. 利息及び配当金の受取額 (Interest and dividend received)	31	29	64	69	106
16. 利息の支払額 (Interest paid)	△ 269	△ 188	△ 148	△ 119	△ 138
17. 法人税等の支払額 (Income tax paid)	△ 37	△ 55	△ 53	△ 51	△ 360
<b>営業活動によるキャッシュ・フロー</b> (Net cash provided by operating activities)	1,674	1,469	1,663	754	△ 980
<b>II 投資活動によるキャッシュ・フロー</b> (Investing activities)					
1. 有形固定資産の取得による支出 (Purchases of property, plant and equipment)	△ 129	△ 102	△ 51	△ 72	△ 123
2. 有形固定資産の売却による収入 (Proceeds from sales of property, plant and equipment)	13	130	71	0	27
3. 投資有価証券の取得による支出 (Purchases of investment securities)	△ 1	△ 1	△ 51	△ 50	△ 103
4. 投資有価証券の売却による収入 (Proceeds from sales of investment securities)	135	91	-	-	28
5. その他 (Others)	△ 18	97	△ 18	2	△ 338
<b>投資活動によるキャッシュ・フロー</b> (Net cash used in investing activities)	△ 1	214	△ 49	△ 120	△ 509
<b>III 財務活動によるキャッシュ・フロー</b> (Financing activities)					
1. 短期借入金の純増加・減少(△)額 (Increase(decrease)in short-term loans)	△ 4,700	△ 1,980	△ 1,300	△ 600	900
2. 長期借入金の増・減(△)額 (Increase(decrease)in long-term debt)	1,877	△ 195	86	△ 206	906
3. 社債発行による収入 (Proceeds from issuance of bonds)	490	-	-	-	-
4. 自己株式の取得・売却による収支 (Purchase(Repurchase) of treasury stock)	△ 12	1	△ 53	△ 2	△ 1
5. 配当金の支払額 (Cash dividends paid)	△ 135	△ 199	△ 200	△ 265	△ 199
<b>財務活動によるキャッシュ・フロー</b> (Net cash provided by financing activities)	△ 2,481	△ 2,373	△ 1,467	△ 1,073	1,605
<b>IV 現金及び現金同等物の増加・減少(△)額</b> (Increase(decrease)in cash and cash equivalents)	△ 809	△ 689	146	△ 440	115
<b>V 現金及び現金同等物の期首残高</b> (Cash and cash equivalents beginning of year)	2,132	1,329	639	779	339
<b>VI 現金及び現金同等物の期末残高</b> (Cash and cash equivalents end of year)	1,329	639	779	339	454

## ◇セグメント情報(Consolidated sales by segment)

(単位：百万円/¥million)

	2004/3	2005/3	2006/3	2007/3	2008/3
<b>I 重仮設事業</b> (Sale and rental of construction material)					
1. 売上高 (Net sales)	15,269	15,214	16,155	15,110	16,682
2. 営業利益 (Operating income)	1,412	1,434	1,532	1,661	1,577
<b>II 加工等事業</b> (Process and transportation of construction material)					
1. 売上高 (Net sales)	3,718	3,613	3,614	3,576	3,431
2. 営業利益 (Operating income)	114	202	259	27	△ 116
<b>III 金属屋根・デッキ事業</b> (Metal roof and deck)					
1. 売上高 (Net sales)	2,635	2,775	-	-	-
2. 営業利益 (Operating income)	54	95	-	-	-
<b>IV その他事業</b> (Others)					
1. 売上高 (Net sales)	2,456	2,489	4,107	3,959	3,471
2. 営業利益 (Operating income)	24	16	106	△ 108	46
<b>V 消去又は全社</b> (Eliminations)					
1. 売上高 (Net sales)	-	-	-	-	-
2. 営業利益 (Operating income)	△ 581	△ 637	△ 665	△ 621	△ 638
<b>合 計</b> (Total)					
1. 売上高 (Net sales)	24,080	24,092	23,877	22,646	23,586
2. 営業利益 (Operating income)	1,024	1,112	1,232	959	868

## ◇単体損益計算書 (Non-Consolidated statements of income)

(単位：百万円/¥million)

	2004/3	2005/3	2006/3	2007/3	2008/3
I 売上高 (Net sales)	21,423	20,828	22,395	20,782	22,281
II 売上原価 (Cost of sales)	18,207	17,566	18,825	17,382	18,938
売上総利益 (Gross profit)	3,215	3,261	3,570	3,400	3,342
III 販売費及び一般管理費 (Selling, general and administrative expenses)	2,222	2,226	2,382	2,420	2,470
営業利益 (Operating income)	992	1,034	1,187	980	871
IV 営業外収益 (Other income)	103	82	114	130	155
1. 受取利息及び受取配当金 (Interest income and dividend income)	(59)	(28)	(64)	(84)	(105)
2. その他 (Others)	(43)	(54)	(49)	(46)	(49)
V 営業外費用 (Other expenses)	308	246	159	140	172
1. 支払利息 (Interests expenses)	(266)	(195)	(133)	(117)	(143)
2. その他 (Others)	(41)	(50)	(26)	(23)	(29)
経常利益 (Ordinary income)	787	871	1,141	969	854
VI 特別利益 (Special gain)	157	234	29	10	112
VII 特別損失 (Special loss)	241	373	135	33	131
税引前当期純利益 (Net income before income taxes)	704	731	1,035	946	835
法人税、住民税及び事業税 (Income tax, residential tax and business tax)	30	23	24	318	60
法人税等調整額 (Income tax deferred)	-	△ 63	△ 142	△ 98	136
当期純利益 (Net income)	673	771	1,154	726	639
前期繰越利益 (Balance carried from the previous year)	339	304	309	-	-
土地再評価差額金取崩額 (Cancellation of unrealized gain on land)	-	△ 54	△ 61	-	-
当期末処分利益 (Unappropriated retained earnings)	1,013	1,021	1,403	-	-

# ◇単体貸借対照表(Non-consolidated balance sheet) ①

(単位：百万円/¥million)

	2004/3	2005/3	2006/3	2007/3	2008/3
<資産の部> (Assets)					
I 流動資産 (Current assets)	22,288	20,443	21,064	21,240	23,353
1. 現金及び預金 (Cash and cash equivalents)	1,203	425	479	176	247
2. 受取手形及び売掛金 (Notes and accounts receivable)	10,853	9,949	10,015	10,200	11,172
3. 建設機材 (Construction material)	9,937	9,547	9,882	9,986	11,058
4. たな卸資産 (Inventories)	568	606	566	828	735
5. 繰延税金資産 (Deferred tax assets)	-	100	285	196	128
6. その他 (Others)	75	99	111	102	185
貸倒引当金 (Allowance for doubtful receivable)	△ 348	△ 285	△ 276	△ 250	△ 173
II 固定資産 (Fixed assets)	11,274	10,686	10,716	10,524	10,602
1. 有形固定資産 (Property, plant, and equipment)	9,918	9,569	9,320	9,270	9,241
(1) 土地 (Land)	(8,313)	(8,254)	(8,179)	(8,179)	(8,179)
(2) その他 (Others)	(1,604)	(1,314)	(1,140)	(1,090)	(1,061)
2. 無形固定資産 (Intangible fixed assets)	48	63	33	26	51
3. 投資その他の資産 (Investments and other assets)	1,308	1,053	1,362	1,228	1,309
(1) 投資有価証券 (Investments securities)	(787)	(765)	(1,089)	(939)	(1,010)
(2) 繰延税金資産 (Deferred tax assets)	-	-	-	(44)	(70)
(3) その他 (Others)	(1,877)	(1,614)	(1,464)	(1,444)	(399)
貸倒引当金 (Allowance for doubtful receivable)	(△1,356)	(△1,326)	(△1,191)	(△1,200)	(△170)
III 繰延資産 (Deferred assets)	6	3	-	-	-
資産合計 (Total assets)	33,569	31,132	31,781	31,764	33,956

◇単体貸借対照表(Non-consolidated balance sheet) ②

(単位：百万円/¥million)

	2004/3	2005/3	2006/3	2007/3	2008/3
< 負債の部 > (Liabilities)					
I 流動負債 (Current liabilities)	24,486	21,649	21,063	20,914	22,851
1. 支払手形及び買掛金 (Notes and accounts payable)	8,422	7,627	8,150	8,626	9,067
2. 短期借入金 (Short-term loans)	13,500	11,500	10,200	9,600	10,500
5. 一年以内返済予定の長期借入金 (Current portion of long-term debt)	632	726	776	544	970
4. 一年以内償還予定の社債 (Current maturity of bonds)	-	-	-	-	500
5. その他 (Others)	1,932	1,796	1,937	2,144	1,813
II 固定負債 (Long-term liabilities)	3,039	2,823	3,169	2,950	2,878
1. 社債 (Bonds)	500	500	500	500	-
2. 長期借入金 (Long-term debt)	1,082	814	850	876	1,356
3. 再評価に係る繰延税金負債 (Deferred tax liabilities on land revaluation)	999	1,036	1,248	1,248	1,248
4. 退職給付引当金 (Accrued retirement benefits)	301	306	305	279	240
5. その他 (Others)	156	166	266	47	33
負債合計 (Total Liabilities)	27,526	24,473	24,233	23,865	25,730
< 資本の部 > (Shareholders' equity)					
I 資本金 (Common stock)	2,651	2,651	2,651	-	-
II 資本剰余金 (Additional paid-in capital)	919	923	923	-	-
III 利益剰余金 (Retained earnings)	1,013	1,521	2,403	-	-
IV 土地再評価差額金 (Net unrealized gain on land)	1,455	1,510	1,401	-	-
V その他有価証券評価差額金 (Net unrealized gain on available-for-sale securities)	66	118	286	-	-
VI 自己株式 (Treasury stock)	△ 63	△ 65	△ 118	-	-
資本合計 (Total shareholders' equity)	6,043	6,659	7,547	-	-
負債及び資本合計 (Total liabilities and shareholders' equity)	33,569	31,132	31,781	-	-
< 純資産の部 > (Net assets)					
株主資本 (shareholders' equity)	-	-	-	6,316	6,753
I 資本金 (Common stock)	-	-	-	2,651	2,651
II 資本剰余金 (Additional paid-in capital)	-	-	-	924	924
III 利益剰余金 (Retained earnings)	-	-	-	2,862	3,300
IV 自己株式 (Treasury stock)	-	-	-	△ 121	△ 122
評価換算差額等 (Valuation and translation adjustments)	-	-	-	1,583	1,471
I その他有価証券評価差額金 (Net unrealized gain on available-for-sale securities)	-	-	-	180	70
II 繰延ヘッジ損益 (Deferred hedge profits and losses)	-	-	-	0	-
III 土地再評価差額金 (Net unrealized gain on land)	-	-	-	1,401	1,401
純資産合計 (Total net assets)	-	-	-	7,899	8,225
負債及び純資産合計 (Total liabilities and net assets)	-	-	-	31,764	33,956



丸紅建材リース株式会社

Marubeni Construction Material Lease Co., Ltd.

◆本社

〒105-0011 東京都港区芝公園2丁目4番1号  
 電話番号 (03)5404-8200  
 FAX番号 (03)5404-8935  
 U R L <http://www.mcml-maruken.com/>

◆Head office

2-4-1, Shibakouen, Minatoku, Tokyo 105-0011  
 Phone: (03)5404-8200  
 F A X: (03)5404-8935  
 U R L: <http://www.mcml-maruken.com/>

◆設立 1968年(昭和43年)11月1日

◆Date of establishment : November 1, 1968

◆資本金 26億5,100万円

◆Paid-in capital : ¥2,651million

◆主要事業内容

建設基礎工事用仮設鋼材の  
 賃貸・販売・補修・工事他

◆Principal business activities

Rental, sale, repair and work of  
 construction material

◆従業員数

256名(連結)、204名(単体)

◆Number of employees

256 (on a consolidated basis)、218 (parent company)

◆上場証券取引所

東京証券取引所市場第一部

◆Stock listed

First section of Tokyo Stock Exchange

◆株式の状況

発行済株式総数 34,294,400株  
 株主数 4,315名

◆Stock status

Number of issued shares : 34,294,400  
 Number of shareholders : 4,315

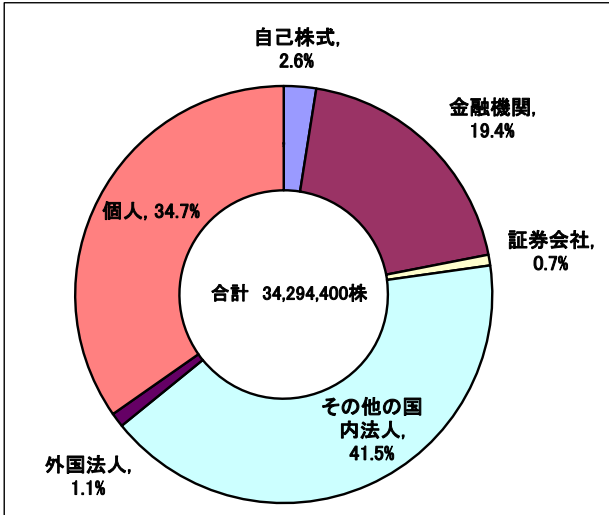
◆大株主

株主名	持株数 (千株)	持株比率 (%)
丸紅株式会社	11,676	34.05
明治安田生命保険相互会社	1,135	3.31
株式会社りそな銀行	893	2.61
みずほ信託銀行株式会社	851	2.48
株式会社常陽銀行	748	2.18
株式会社みずほコーポレート銀行	652	1.90
丸紅建材リース取引先持株会	555	1.62
新日本製鐵株式会社	548	1.60
日本生命保険相互会社	468	1.37
JFEスチール株式会社	468	1.37

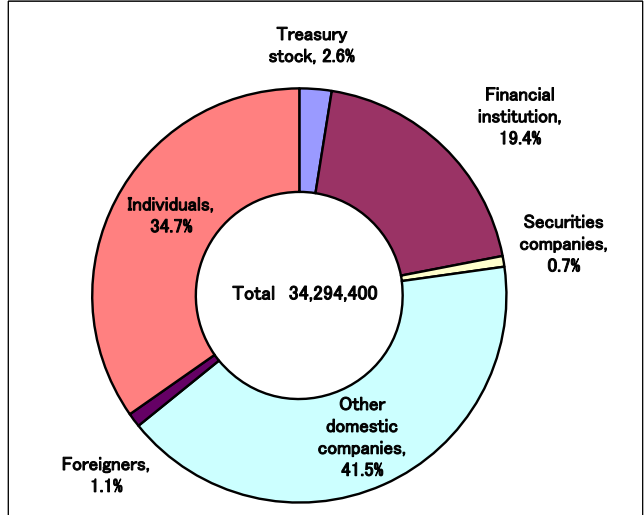
◆Major shareholders

Name	Shareholdings (thousand shares)	Percent of total shares issued (%)
Marubeni Corporation	11,676	34.05
Meiji Yasuda Life Insurance Company	1,135	3.31
Resona Bank Limited	893	2.61
Mizuho Trust & Banking Co., Ltd.	851	2.48
The Jyo Bank, Ltd.	748	2.18
Mizuho Corporate Bank, Ltd.	652	1.90
Marubeni Construction Material Lease traders' members	555	1.62
NIPPON STEEL CORPORATION	548	1.60
NIPPON Life Insurance Company	468	1.37
JFE Steel Corporation	468	1.37

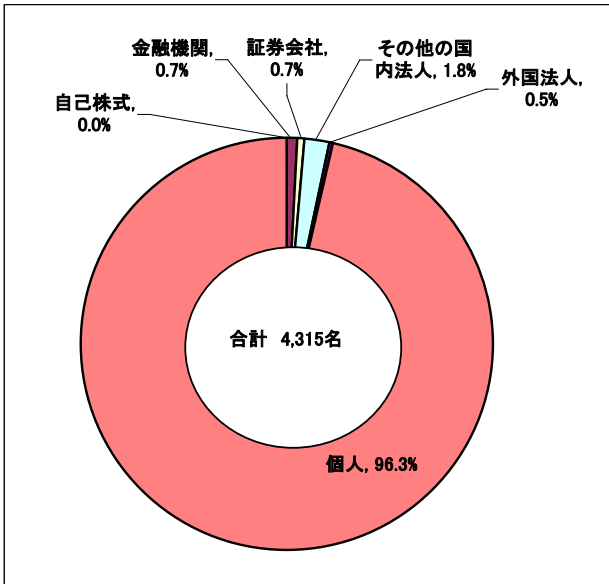
◆所有者別株式数



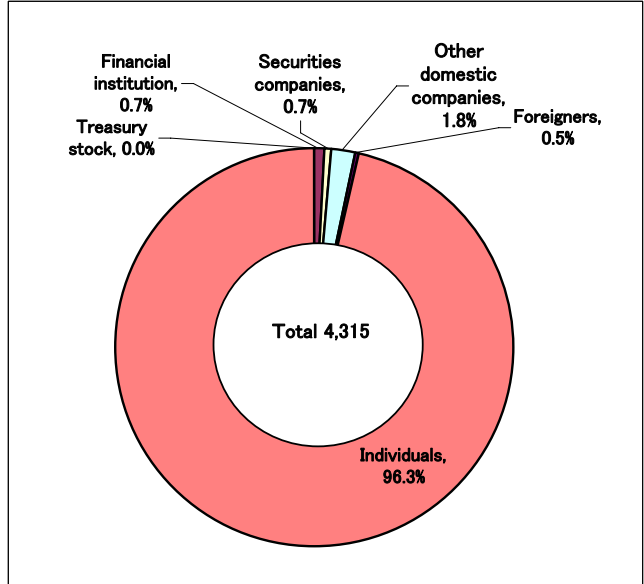
◆Stock distribution by owners



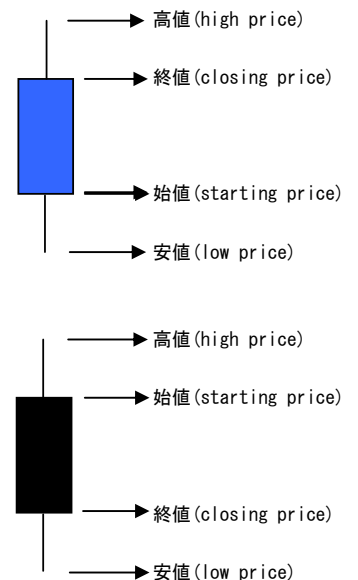
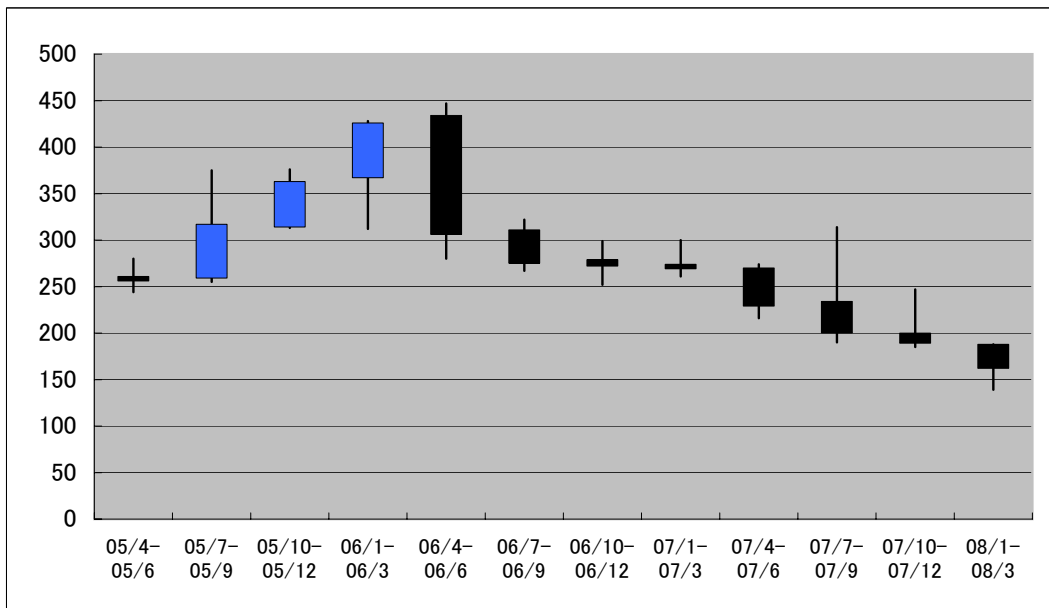
◆所有者別株主数



◆Shareholder composition



◆株価の推移 (Common stock price)



◆役員（2008年6月24日現在）

代表取締役社長：坂本 和彦  
専務取締役：曾我部 満  
専務取締役：新井 明一  
常務取締役：真中 均  
常務取締役：向井 正明  
取締役：塚田 修  
監査役：松木 文朗  
監査役：棚橋 栄蔵  
監査役：友澤 雅靖

◆会計監査人

あずさ監査法人

◆主要取引銀行

株式会社みずほコーポレート銀行  
株式会社りそな銀行  
株式会社常陽銀行  
株式会社三井住友銀行  
住友信託銀行株式会社

◆主な取引先

株式会社間組  
清水建設株式会社  
大成建設株式会社  
西松建設株式会社  
(50音順)

◆グループ会社の状況

(連結子会社)

興信工業株式会社  
丸建工事株式会社  
東北工業株式会社  
東播工業株式会社  
丸建基礎工事株式会社

(持分法適用関連会社)

協友リース株式会社  
THAI MARUKEN CO., LTD.  
関東荷役株式会社  
九州レプロ株式会社  
株式会社成幸利根

◆Directors' and Statutory Auditors

(As of June 26, 2007)

Executive President :Kazuhiko Sakamoto  
Senior executive managing director :Mitsuru Sogabe  
Senior executive managing director :Meiichi Arai  
Executive managing director :Hitoshi Manaka  
Executive managing director :Masaaki Mukai  
Director :Osamu Tsukada  
Statutory auditors :Fumirou Matsuki  
Statutory auditors :Eizou Tanahashi  
Statutory auditors :Masaharu Tomozawa

◆Certified public accountant

KPMG AZSA &Co.

◆Main bank accounts

Mizuho Corporate Bank, Ltd.  
Resona Bank Limited  
The Joyo Bank, Ltd.  
SUMITOMO MITSUI BANKING CORPORATION  
The Sumitomo Trust & Banking CO., Ltd.

◆Principal customers

HAZAMA CORPORATION  
SHIMIZU CORPORATION  
TAISEI CORPORATION  
Nishimatsu Construction CO., Ltd.

◆Performance of group companies

(Consolidated Subsidiaries)

Koushin Industries Co., Ltd.  
Maruken Construction Co., Ltd.  
Touhoku Industries Co., Ltd.  
Touban Industries Co., Ltd.  
Maruken Foundation Construction Co., Ltd.

(Affiliated companies)

Kyoyuu Lease Co., Ltd.  
THAI MARUKEN CO., LTD.  
Kantou Niyaku Co., Ltd.  
Kyusyu Repuro Co., Ltd.  
Seiko Tone Co., Ltd.

## ◆事業所の状況

## ◆Offices and plants

本社	東京都港区芝公園2-4-1	Head office	2-4-1, Shibakouen, Minato-ku, Tokyo
札幌支店	札幌市中央区南1条西6-15-1	Sapporo branch	6-15-1, Minami ichizyonishi, chuo-ku, Sapporo
東北支店	仙台市若林区清水小路6-1	Touhoku branch	6-1, Shimizukouzi, Wakabayashi-ku, Sendai
北関東支店	さいたま市浦和区高砂2-10-3	Kitakantou branch	2-10-3, Takasago, Urawa-ku, Saitama
千葉支店	千葉県市原市八幡海岸通り11-1	Chiba branch	11-1, Yahatakaigandouri, Ichihara-shi, Chiba
横浜支店	横浜市中区住吉町1-12-5	Yokohama branch	1-12-5, Sumiyoshi-cyo, Naka-ku, Yokohama
名古屋支店	名古屋市中区栄2-2-12	Nagoya branch	2-2-12, Sakae, Naka-ku, Nagoya
大阪支店	大阪市西区鞠本町1-8-2	Osaka branch	1-8-2, Utubohonmachi, Nishi-ku, Osaka
福岡支店	福岡市博多区博多駅前3-19-5	Fukuoka branch	3-19-5, Hakataekimae, Hakata-ku, fukuoka
函館営業所	北海道函館市東雲町5-11	Hakodate sales office	5-11, Touun-cyo, Hakodate-shi, Hokkaidou
青森営業所	青森県青森市青柳1-8-19	Aomori sales office	1-8-19, Aoyagi, Aomori-shi, Aomori
山形営業所	山形県山形市大字漆山字住吉728	Yamagata sales office	728, Sumiyoshi, Aza, Urushiyama, Oaza, Yamagata-shi, Yamagata
四国営業所	愛媛県松山市千船町6-3-4	Shikoku sales office	6-3-4, Chibune-cyo, Matuyama-shi, Ehime
北九州営業所	北九州市若松区南二島3-1-1	Kitakyusyu sales office	3-1-1, Minamifutashima, Wakamatu-ku, Kitakyusyu
沖縄営業所	沖縄県中頭郡西原町字小那覇1021	Okinawa sales office	1021, Onaha, Nishihara-cyo, Nakagami-gun, Okinawa
札幌工場	北海道北広島市輪厚681-15	Sapporo plant	681-15 Watu Kitahiroshima-shi Hokkaidou
旭川工場	北海道上川郡比布町北9線14号	Asahikawa plant	14-gou, 9-sen, Kita, Pipu-cho, Kamikawa-gun, Hokkaidou
函館工場	北海道茅部郡森町字姫川18-1	Hakodate plant	18-1, Himekawa, Aza, Mori-machi, Kayabe-gun, Hokkaidou
仙台ヤード	仙台市宮城野区港1-24-4	Sendai plant	1-24-4 Minato Miyagino-ku, Sendai
八戸工場	青森県八戸市桔梗野工業団地3-1-65	Hachiohe plant	3-1-65, Kikyonokogyodanchi Hachiohe-shi, Aomori
市原工場	千葉県市原市八幡海岸通11-1	Ichihara plant	11-1, Yahatakaigandouri, Ichihara-shi, Chiba
市原第2工場	千葉県市原市八幡海岸通52-4	Ichihara second plant	52-4, Yahatakaigandouri, Ichihara-shi, Chiba
成田工場	千葉県成田市小浮字仲野1183-1	Narita plant	1183-1, Nakano, Aza, Kobuke, Narita-shi, Chiba
稲沢工場	愛知県稲沢市梅須賀町1-1-1	Inazawa plant	1-1-1, Umesuga-cyo Inazawa-shi, Aichi
岐阜工場	岐阜県安八郡輪之内町大藪新河原2838	Gifu plant	2838, Shinkawahara, Ohyabu, Rinnouchi-cyo, Anpachi-gun, Gifu
東播工場	兵庫県加古郡播磨町新島17-2	Touban plant	17-2, Niizima, Harima-cyo, Kako-gun, Hyougo
多度津工場	香川県仲多度郡多度津町東港町7-9	Tadotu plant	7-9, Higashiminato-cyo, Tadotu-cyo, Nakatado-gun, Kagawa
若松工場	北九州市若松区南二島3-1-1	Wakamatu plant	3-1-1, Minamifutashima, Wakamatu-ku, Kitakyusyu
西原工場	沖縄県中頭郡西原町字小那覇1021	Nishihara plant	1021, Onaha, Nishihara-cyo, Nakagami-gun, Okinawa